

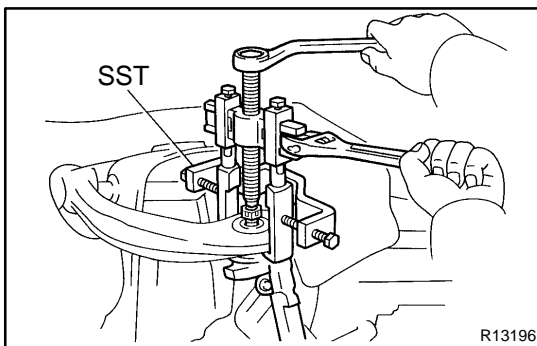
## REMOVAL

1. **REMOVE SHOCK ABSORBER WITH COIL SPRING**  
(See page [SA-63](#))
2. **w/ ABS:**  
**DISCONNECT ABS SPEED SENSOR WIRE HARNESS CLAMPS**

Remove the 2 bolts and ABS speed sensor wire harness clamps from the steering knuckle and upper suspension arm.

3. **DISCONNECT UPPER BALL JOINT**

- (a) Remove the cotter pin and loosen the nut.

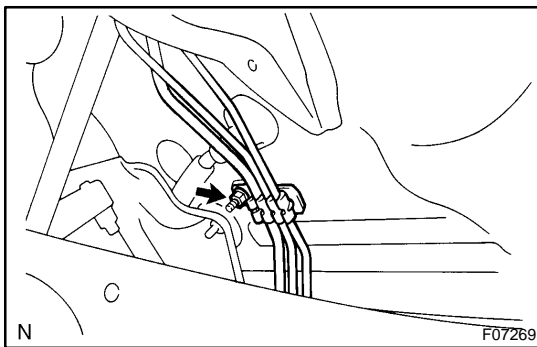


- (b) Using SST, disconnect the upper ball joint.  
SST 09950-40011 (09951-04010, 09952-04010, 09953-04020, 09954-04010, 09955-04031, 09958-04011)

- (c) Support the steering knuckle securely.
- (d) Remove the nut.

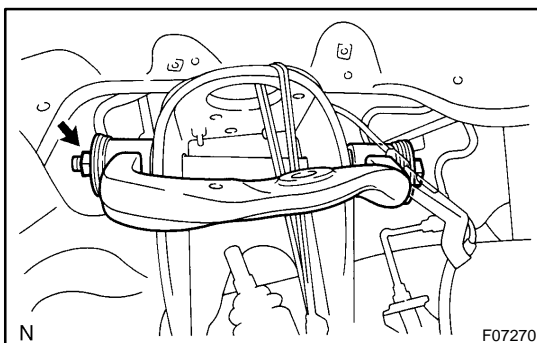
4. **REMOVE REAR FENDER APRON SEAL**

Remove the 4 clips and rear fender apron seal.



5. **REMOVE BRAKE AND FUEL LINE CLAMP**

Disengage the 2 brake lines and fuel line, and remove the nut and brake line clamp.



6. **REMOVE UPPER SUSPENSION ARM**

Remove the nut, bolt, 2 washers and upper suspension arm.